

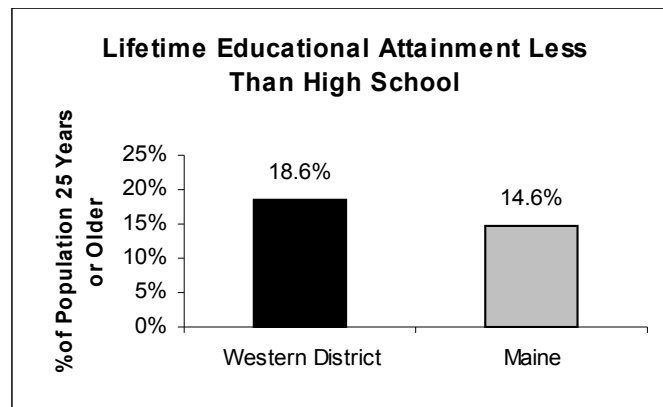
WESTERN DISTRICT:

Demographics

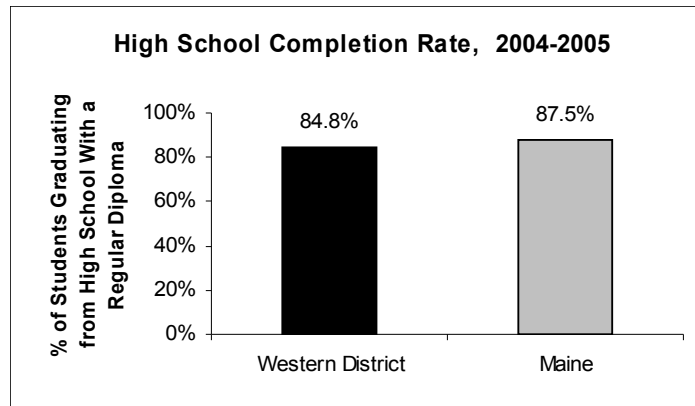
Socio-Economic Status

Socio-economic status (SES), as measured by factors such as income and educational attainment, is highly related to health status. Numerous health disparities are linked to inequalities in SES.

Mechanisms by which SES contributes to health status include barriers to access of quality health care and prevention, environmental and behavioral factors, and generally high levels of stress. Data on educational attainment and income status, as presented below, are obtained through the Maine Department of Education and the U.S. Census.



Source: 2000 Census; % of population 25 and older with < high school education

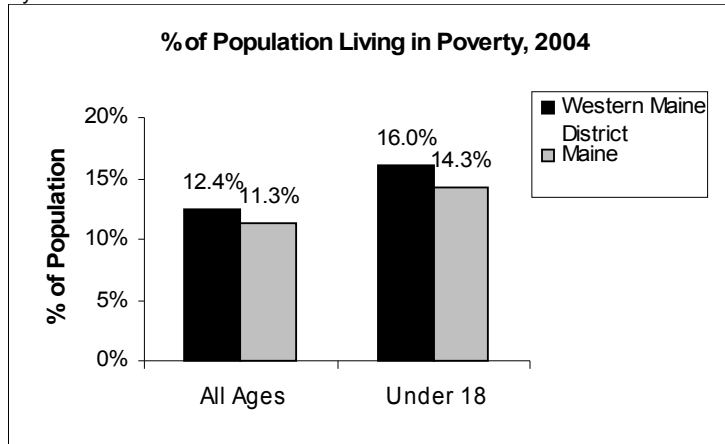


Source: 2004-2005 Maine Department of Education

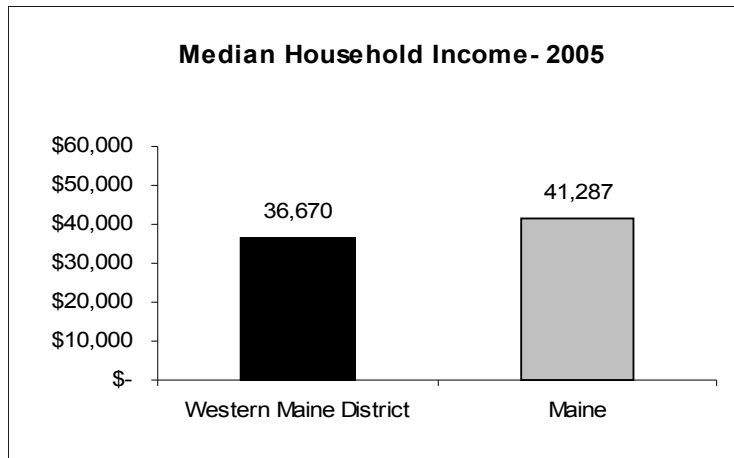
	Western District Number	Western District Percent (± Margin of Error)	Maine State Percent (± Margin of Error)
Lifetime Educational Attainment Less Than High School ¹	23,577	18.6 (±0.2)	14.6 (±0.1)
High School Completion Rate ²	2,158	84.8 (±3.5)	87.5 (±1.5)

1. Source: 2000 Census; Less than high school education among those 25 years and older,

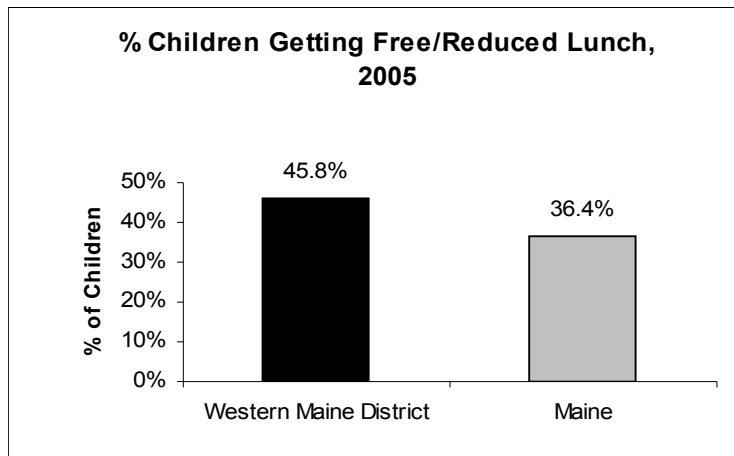
2. Source: Maine Department of Education; % of students graduating from high school with a regular diploma; based on county location of school



Source: 2004 Poverty Estimates; U.S. Census Small Areas Estimates Branch



Source: 2004 Median Income Estimates; U.S. Census Small Areas Estimates Branch



Source: Maine Department of Education: 2005 data

	Western District Number	Western District Percent (± Margin of Error)	Maine State Percent (± Margin of Error)
Poverty, All Ages ¹	23,915	12.4 (±0.2)	11.3 (±0.1)
Poverty, Under 18 ¹	6,585	16.0 (±0.4)	14.3 (±0.1)
Median Household Income ¹	\$36,670	N/A	\$41,287
Children On Free/Reduced Lunch Program ²	13,466	45.8 (±0.7)	36.4 (±0.3)

1. Source: 2004 Poverty Estimates; U.S. Census Small Areas Estimates Branch
2. Source: Maine Department of Education: 2005 data

